

# QUICKSILVER®

## INFLATABLES



[WWW.QUICKSILVER-INFLATABLES.COM](http://WWW.QUICKSILVER-INFLATABLES.COM)



**Q**


**QUICKSILVER INFLATABLES** are more than just dinghies or tenders, they are the perfect choice when you want portable, affordable fun. Quick to set up and quick to stow, most Quicksilver Inflatables can easily fit in a car boot or boat locker due to their portability and lightweight construction.

Whether you need a ship-to-shore tender craft or a lightweight, nimble, and affordable boat for family outings at the lake or beach, Quicksilver Inflatable Boats are up to the task. With a variety of sizes, flooring and hull designs available, you are sure to find the one perfect for whatever use you have in mind.



MAIN FEATURES .....	4
TENDY 200 / 240 .....	7
AIRDECK 250 / 300 / 320 .....	9
SPORT 250 / 300 / 320 .....	11
SPORT HD 365 / 420 / 470 .....	13
ALU-RIB 270 / 290 .....	15
ALU-RIB 320 / 350 / 380 / 420.....	17
ALU-RIB HYPALON 320 / 350 .....	19
RANGES OVERVIEW .....	22
SPECIFICATIONS.....	24
CONSOLES.....	26
OPTIONAL EQUIPMENTS .....	28
ACCESSORIES.....	30
WISH LIST .....	32
POWERED BY MERCURY .....	34

# MAIN FEATURES




**1** ● ADJUSTABLE (SLIDING) BENCH



**2** ● INFLATING/DEFLATING VALVE WITH STICKER FOR THE PRESSURE



**3** ● STRONG AND SECURED ROWLOCK



**4** ● LARGE RUBBING STRAKE



**5** ● LARGE ADJUSTABLE NYLON STRAP FOR HOLDING FUEL TANK



**6** ● SLIDING DRAIN VALVE



VELCRO HOLDERS



LIFELINE



# Tendy. Light, compact and reliable. The most practical for beaching!

- ⊗ 0.7 mm White PVC
- ⊗ Large black rubbing strake
- ⊗ Adjustable bench seat
- ⊗ Air Floor or Slatted Floor
- ⊗ Large adjustable nylon strap for holding fuel tank (Air Floor models)
- ⊗ Inflatable keel for better performance (Air Floor models)
- ⊗ Keel protection (Air Floor models)
- ⊗ Tow D-rings
- ⊗ External lifeline
- ⊗ Carrying bag
- ⊗ Double action hand-pump
- ⊗ Repair-kit (without glue)
- ⊗ Aluminium oars

TENDY	AIR FLOOR		SLATTED FLOOR	
	200	240	200	240
Length (m)	2.0	2.4	2.0	2.4
Weight (kg)	16.8	18.8	21.8	23.8
Max. persons	2	3	2+1	3
Max. hp	3.5	4	3.5	4
Packing size (cm)	93x47x20	98x48x25	93x47x20	98x48x25



White

# TENDY 200/240



200 TENDY

Slatted Floor



Air Floor



# AirDeck. *Luxury and spacious tender for your boat!*

- ⊗ 0.9 mm white PVC
- ⊗ Large blue and white rubbing strake
- ⊗ Adjustable bench seat
- ⊗ AirDeck inflatable floor
- ⊗ Large adjustable nylon strap for holding fuel tank
- ⊗ Inflatable keel for better performance
- ⊗ Keel protection
- ⊗ Tow D-rings
- ⊗ External lifeline
- ⊗ Multiple carrying handles
- ⊗ Carrying bag
- ⊗ Double action hand-pump
- ⊗ Repair-kit (without glue)
- ⊗ Aluminium oars

AIRDECK	250	300	320
Length (m)	2.49	3.00	3.20
Weight (kg)	28	37	42
Max. persons	3+1	4	5
Max. hp	5	15	20
Packing size (cm)	100x54x25	102x55x24	108x57x25



White



# AIRDECK

250 / 300 / 320



300 AIRDECK

Air Floor



Carrying handles



# **S**port. Powerful and compact, they will take you on adventure!

- ⊗ 0.9 mm medium Grey PVC
- ⊗ Large black and white rubbing strake
- ⊗ Adjustable bench seat
- ⊗ Aluminium floor
- ⊗ Large adjustable nylon strap for holding fuel tank
- ⊗ Inflatable keel for better performance
- ⊗ Keel protection
- ⊗ Tow D-rings
- ⊗ External lifeline
- ⊗ Multiple carrying handles
- ⊗ Carrying bag
- ⊗ Double action hand-pump
- ⊗ Repair-kit (without glue)
- ⊗ Aluminium oars

<b>SPORT</b>	<b>250</b>	<b>300</b>	<b>320</b>
Length (m)	2.49	3.00	3.20
Weight (kg)	35	49	54
Max. persons	3+1	4	5
Max. hp	8	15	20
Packing size (cm)	98x57x22	115x57x22	113x60x25



Medium Grey

# SPORT

250 / 300 / 320



Aluminium Floor



# Sport HD. The perfect companion for fishing and diving fans!

- ⊗ 1.2 mm Medium Grey or Red PVC
- ⊗ Large black and red rubbing strake
- ⊗ Aluminium floor
- ⊗ Large adjustable nylon strap for holding fuel tank
- ⊗ Keel protection
- ⊗ Reinforced tow D-rings
- ⊗ External lifeline
- ⊗ Multiple carrying handles
- ⊗ Carrying bag
- ⊗ Double action hand-pump
- ⊗ Repair-kit (without glue)
- ⊗ Aluminium paddles

SPORT HD	365	420	470
Length (m)	3.65	4.20	4.70
Weight (kg)	79	115	129
Max. persons	6	8	10
Max. hp	25	40	60
Packing size (cm)	135x74x40	135x74x43	135x74x46



Red

# ***SPORT HD***

***365 / 420 / 470***



470 SPORT HD

Aluminium Floor



Medium grey

# A **LU-RIB.** *Luxury and spacious tender for your boat!*

- ⊗ *0.9 mm white PVC and 2.5 mm hull or 0.9 mm dark grey PVC and 2.5 mm hull*
- ⊗ *Large black or dark-blue rubbing strake with white striping*
- ⊗ *Adjustable bench seat*
- ⊗ *V-floor*
- ⊗ *Anti-skid pads floor*
- ⊗ *Keel protection*
- ⊗ *External lifeline*
- ⊗ *Reinforced tow D-rings*
- ⊗ *Multiple carrying handles*
- ⊗ *Double action hand-pump*
- ⊗ *Repair-kit (without glue)*
- ⊗ *Aluminium oars*

<b>ALU-RIB PVC</b>	<b>270</b>	<b>290</b>
Length (m)	2.70	2.90
Weight (kg)	38	41
Max. persons	3	4
Max. hp	10	15



White

# ALU-RIB

270 / 290




290 ALU-RIB



Dark Grey

V-Floor



# A **LU-RIB.** Comfortable and stable in all weather conditions!

- ⊗ 0.9 mm white PVC and 2.5 mm hull or 0.9 mm dark grey PVC and 2.5 mm hull
- ⊗ Large black or dark-blue rubbing strake with white striping
- ⊗ Adjustable bench seat
- ⊗ Double Hull with flat-floor
- ⊗ Bow locker (possible to fit the fuel tank)
- ⊗ Anti-skid pads floor
- ⊗ Reinforced transom
- ⊗ Transom lifting eyes
- ⊗ Reinforced tow D-rings
- ⊗ External lifeline
- ⊗ Multiple carrying handles
- ⊗ Keel protection
- ⊗ Double action hand-pump
- ⊗ Repair-kit (without glue)
- ⊗ Aluminium oars or paddles

ALU-RIB PVC	320	350	380	420
Length (m)	3.2	3.5	3.8	4.2
Weight (kg)	61.3	69	92	115
Max. persons	5	6	7	8
Max. hp	20	25	30	40



Dark Grey




# ALU-RIB

320 / 350 / 380 / 420



380 ALU-RIB

Flat-floor



Reinforced transom



White

# A *LU-RIB Hypalon. Premium companion for warmer climates!*

- ⊗ *0.84 mm cream white hypalon and white 2.5 mm hull*
- ⊗ *Large dark-blue rubbing strake with white striping*
- ⊗ *Adjustable bench seat*
- ⊗ *Double Hull with flat-floor*
- ⊗ *Bow locker (possible to fit the fuel tank)*
- ⊗ *Teak-look anti-skid pads floor*
- ⊗ *Reinforced transom*
- ⊗ *Transom lifting eyes*
- ⊗ *Reinforced Tow D-rings*
- ⊗ *External lifeline*
- ⊗ *Multiple Hypalon carrying handles*
- ⊗ *Keel protection*
- ⊗ *Double action hand-pump*
- ⊗ *Repair-kit (without glue)*
- ⊗ *Aluminium paddles*
- ⊗ *Bravo overpressure relief valve*

<b>ALU-RIB Hypalon</b>	<b>320</b>	<b>350</b>
Length (m)	3.2	3.5
Weight (kg)	66.3	73.4
Max. persons	5	6
Max. hp	20	25



Cream White


# ALU-RIB Hypalon

320 / 350



350 ALU-RIB Hypalon

Flat-floor



Reinforced transom





EXPLORE MORE



# RANGES OVERVIEW



**TENDY** 200 / 240



**AIRDECK** 250 / 300 / 320



**SPORT** 250 / 300 / 320



**ALU-RIB** 270 / 290 / 320



**SPORT HD** 365 / 420 / 470

































350 / 380 / 420

# SPECIFICATIONS

	MODELS	FLOOR	DESIGN CATEGORY	LENGTH (M)	BEAM (CM)	WEIGHT (KG)	PERSONS CAPACITY
TENDY	200 TENDY	Slatted floor	D	2.00	134	21.8	2
		Air Floor	D	2.00	134	16.8	2+1
	240 TENDY	Slatted floor	D	2.40	134	23.8	3
		Air Floor	D	2.40	134	18.8	3
AIRDECK	250 AIRDECK	Air Floor	D	2.49	152	28	3+1
	300 AIRDECK	Air Floor	C	3.00	152	37	4
	320 AIRDECK	Air Floor	C	3.20	152	42	5
SPORT	250 SPORT	Aluminium	D	2.49	152	35	3+1
	300 SPORT	Aluminium	C	3.00	152	49	4
	320 SPORT	Aluminium	C	3.20	152	54	5
	365 SPORT HD	Aluminium	C	3.65	170	79	6
	420 SPORT HD	Aluminium	C	4.20	192	115	8
	470 SPORT HD	Aluminium	C	4.70	192	129	10
ALU-RIB PVC	270 ALU-RIB	V-floor	D	2.70	163	38	3
	290 ALU-RIB	V-floor	D	2.90	163	41	4
	320 ALU-RIB	Aluminium	C	3.20	163	61.3	5
	350 ALU-RIB	Aluminium	C	3.50	163	69	6
	380 ALU-RIB	Aluminium	C	3.80	169	92	7
	420 ALU-RIB	Aluminium	C	4.20	169	115	8
ALU-RIB Hypalon	320 ALU-RIB	Aluminium	C	3.20	163	66.3	5
	350 ALU-RIB	Aluminium	C	3.50	163	73.4	6



	MAX. CAPACITY LOAD (KG)	MAX. ENGINE WEIGHT (KG)	MAXI. POWER (HP)	TUBE DIAMETER (CM)	NUMBER OF AIR CHAMBERS	TRANSOM HEIGHT	COLOURS	
	330	20	3.5	36	3	S		
	330	20	3.5	36	3+Keel+Floor	S		
	360	25	4	36	3	S		
	390	25	4	36	3+Keel+Floor	S		
	400	35	5	42	3+Keel+Floor	S		
	425	50	15	42	3+Keel+Floor	S		
	475	60	20	42	3+Keel+Floor	S		
	400	40	8	42	3+Keel	S		
	425	50	15	42	3+Keel	S		
	475	60	20	42	3+Keel	S		
	725	80	25	44	3+Keel	S		
	1100	100	40	50	3+Keel	L		
	1300	125	60	Medium Grey	5+Keel	L		
	370	45	10	42	3	S		
	480	50	15	42	3	S		
	570	60	20	42	3	S		
	680	80	25	42	3	S		
	740	90	30	45	3	S		
	1100	100	40	45	4	S		
	570	60	20	42	3	S		
	680	80	25	42	3	S		

White



Cream White



Medium Grey



Dark Grey



Red



# CONSOLES



1-PERSON  
PILOT CONSOLE  
FCT725



2-PERSON  
PILOT CONSOLE  
FCT880



JOCKEY  
CONSOLE  
SU400

CONSOLE COLORS						
PART NUMBERS	8M0162901	8M0162900	8M0162903	8M0162902	8M0162905	8M0162904
CUSHION COLORS						

NO. PERSONS	1	2	1
CONSOLE WEIGHT	25kg	27kg	25kg
CONSOLE LENGTH	91.5cm	95cm	116cm
CONSOLE HEIGHT	82cm	85cm	91cm
CUSHION SEAT WIDTH	72.5cm	88cm	27cm
BOX SEAT WIDTH	72.5cm	72.5cm	40cm
SEAT HEIGHT	50cm	50cm	40cm

QUICKSILVER 320 ALU-RIB			
QUICKSILVER 350 ALU-RIB			
QUICKSILVER 380 ALU-RIB			
QUICKSILVER 420 ALU-RIB			



**STEERING  
CONSOLE  
SU400**



**1-PERSON  
SEATBENCH FCT550  
FOR STEERING CONSOLE**



**1-PERSON  
SEATBENCH FCT725  
FOR STEERING CONSOLE**



**2-PERSON  
SEATBENCH FCT880  
FOR STEERING CONSOLE**

<input type="radio"/>	<input type="radio"/>	<input type="radio"/>	<input type="radio"/>	<input type="radio"/>	<input type="radio"/>	<input type="radio"/>	<input type="radio"/>
8M0162909	8M0162908	8M0162907	8M0162906	8M0168453	8M0168454	8M0165076	8M0165061
<input type="radio"/> <input type="radio"/>	<input type="radio"/> <input type="radio"/>	<input type="radio"/> <input type="radio"/>	<input type="radio"/> <input type="radio"/>	<input type="radio"/> <input type="radio"/>	<input type="radio"/> <input type="radio"/>	<input type="radio"/> <input type="radio"/>	<input type="radio"/> <input type="radio"/>

2	1	1	2
17 kg	15.6 kg	18 kg	20.7 kg
66 cm	35 cm	35 cm	35 cm
89 cm	78 cm	83 cm	83 cm
40 cm	55 cm	72.5 cm	88 cm
40 cm	55 cm	72.5 cm	72.5 cm
36 cm	45 cm	50 cm	50 cm

•	•	•	•
•	•	•	•
•	•	•	•

# OPTIONAL EQUIPMENTS



## "LEATHER-LOOK" BOW CUSHION FOR ALU-RIBS

8M0162896 - Grey-white

8M0168455 - Black-grey



## GREY SEATBAG WITH CUSHION

8M0162897 - 80x20 cm

8M0162898 - 85x20 cm

8M0162899 - 90x20 cm

8M0175528 - 105x20 cm

8M0175529 - 120x20 cm



## **PRESSURE GAUGE FOR HAND-PUMP**


8M0161869



## **DOUBLE ACTION HAND-PUMP (STANDARD)**

8M0148926

# ACCESSORIES




## ELECTRICAL

Be seen and be safe with our Navigation light kit and protect your battery from water splashes.

Enjoy your time on the water fishing with our selection of rod holders and folding net.

## FISHING



## FUEL

Attwood Fuel tanks are perfect for use with any outboards and are easy to carry out for refuelling.

The Mercury automatic lifejacket and the Quicksilver lifejackets have an ergonomic design and are lightweight.

## LIFEJACKET



## MOORING

Attwood's folding anchors are ideal for inflatable boats and folds up easily for storage. Our Marine ropes offers high strength-to-weight and meet the needs of any boater.



### **PUMP**

Safely remove unwanted water or other liquids from your boat with our hand bilge pump.



### **SAFETY**

Reboard safely and comfortably with our wide range of ladders.



### **STORAGE**

Store your belongings with our dry bags and transport your inflatable boat with the lightweight launching wheels.



### **ENGINE**

Give your outboard a performance boost and improve the boat stability and handling.

# WISH LIST

PART NUMBER	DESCRIPTION	SPECIFICATIONS	YOUR SELECTION
ELECTRICAL			
14196-7	Portable navigation light kit	352x184x267 mm	<input type="checkbox"/>
9076-1	Power battery box	-	<input type="checkbox"/>
9084-1	Vented battery box	381x398x247 mm	<input type="checkbox"/>
9067-1	Vented battery box	352x184x267 mm	<input type="checkbox"/>
FISHING			
12773-2	Folding net	Medium	<input type="checkbox"/>
5017-6	Inflatable rod holder adapter plate	-	<input type="checkbox"/>
5014-4	Black rod holder	-	<input type="checkbox"/>
5010W4	White rod holder	-	<input type="checkbox"/>
FUEL			
8803i2	Fuel tank without gauge	11.4L	<input type="checkbox"/>
8806iG2	Fuel tank with gauge	23.7L	<input type="checkbox"/>
8812iG2	Fuel tank with gauge	45.5L	<input type="checkbox"/>
93806UUS7	Universal fuel line kit	-	<input type="checkbox"/>
11526-3	Strap set for fuel tank	12L and 23L	<input type="checkbox"/>
11512-3	Strap set for fuel tank	46L	<input type="checkbox"/>
LIFEJACKET			
20811279	Mercury automatic lifejacket junior	100N	<input type="checkbox"/>
20811246	Quicksilver gulf lifejacket adult	100N	<input type="checkbox"/>
20811247	Quicksilver gulf lifejacket adult (bag with 4pcs)	100N	<input type="checkbox"/>
20811249	Mercury automatic lifejacket adult	165N	<input type="checkbox"/>
MOORING			
11964-1	Grapnel folding anchor	1.36 kg	<input type="checkbox"/>
11966-1	Grapnel folding anchor	2.26 kg	<input type="checkbox"/>
11968-1	Grapnel folding anchor	3.4 kg	<input type="checkbox"/>
77203004	Grapnel folding anchor	4 kg	<input type="checkbox"/>
77203006	Grapnel folding anchor	6 kg	<input type="checkbox"/>



PART NUMBER	DESCRIPTION	SPECIFICATIONS	YOUR SELECTION
11711-7	Premium 3-strand twisted nylon dock line white	3m - Ø 10mm	<input type="checkbox"/>
11706-7	Premium 3-strand twisted nylon dock line white	4,5m - Ø 12mm	<input type="checkbox"/>
11734-1	Premium twisted nylon anchorline white	30m - Ø 10mm	<input type="checkbox"/>
11708-1	Premium twisted nylon anchorline white	45m - Ø 10mm	<input type="checkbox"/>
<b>PUMP</b>			
11596-2	Hand bilge pump	with hose 80cm	<input type="checkbox"/>
<b>SAFETY</b>			
11830-2	Bailer safety kit	-	<input type="checkbox"/>
79625102	2 steps inflatable boarding ladder	25x99cm	<input type="checkbox"/>
79625103	3 steps inflatable boarding ladder	25x110cm	<input type="checkbox"/>
79602103	3 steps rope ladder	29x11.5cm	<input type="checkbox"/>
79602104	4 steps rope ladder	29 x 14cm	<input type="checkbox"/>
11865-4	5 steps rope ladder	29x16.5cm	<input type="checkbox"/>
<b>STORAGE</b>			
11894-2	Heavy-duty dry bag	40L	<input type="checkbox"/>
11897-2	Heavy-duty dry bag	20L	<input type="checkbox"/>
85540174	Launching wheels stern mounting	-	<input type="checkbox"/>
<b>CLEANING PRODUCTS</b>			
30102EU1	Inflatable boat cleaner and protectant	650ml	<input type="checkbox"/>
11807-2	2 in 1 telescopic brush kit with water on/off switch and boat hook attachment		<input type="checkbox"/>
<b>ENGINE</b>			
9400-7	Hydro-stabilizer for outboards	50hp →	<input type="checkbox"/>
9401-7	Hydro-stabilizer for outboards	→ 50hp	<input type="checkbox"/>

# POWERED BY MERCURY

## EXPERIENCE THE BEST IN BOATING

When you rig your Quicksilver Inflatables boat with a Mercury Outboard, you're not just getting the best power available. You're getting an experienced team of boating enthusiasts who are dedicated to taking care of you. No matter how you want to use your boat fishing, cruising or just relaxing on a sunny day. Everyone at Mercury is here to make sure each minute you spend on the water is unforgettable.



## *2.5 - 6hp*

### BEING LIGHT AND AFFORDABLE ISN'T THE WHOLE STORY

For outboard engines in this horsepower range, portability is key and Mercury's 2.5 - 6 hp FourStrokes are among the lightest outboards in this class. Every Mercury portable FourStroke is packed full of features, such as our automatic reverse locking system to our convenient integral fuel tanks.

## *8 - 9.9hp*

### STILL THE LIGHTEST IN THEIR CLASS

Mercury's 8-9.9 hp FourStrokes are still the lightest in their class, but being lightweight doesn't mean cutting corners. Our 8-9.9 hp FourStrokes feature a convenient multifunction tiller handle that provides easy one-hand shifting operation.





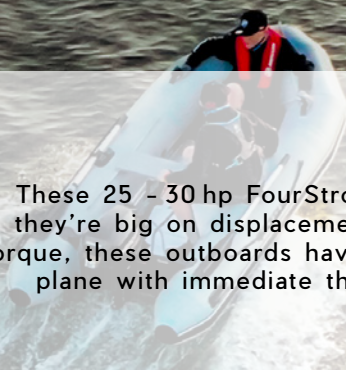
## 15 - 20hp

### GET MORE OF EVERYTHING

More power. More control. More comfort. The Mercury 20 hp and 15 hp FourStroke outboards are designed to improve every minute of your time on the water.

### AMBIDEXTROUS TILLER

The centre-mounted tiller provides simple horizontal adjustment and reversible throttle grip rotation for port or starboard installation.



## 25 - 30hp

### LOW END TORQUE

These 25 - 30 hp FourStrokes may be small on horsepower, but they're big on displacement. Featuring loads of strong, low end torque, these outboards have the power needed to get you up on plane with immediate throttle response and quick acceleration



# QUICKSILVER®

## INFLATABLES

2021 MODELS



The quality system of  
Brunswick Marine in EMEA  
is ISO 9001 certified

© 2021 Brunswick Marine in EMEA. All Rights Reserved. Part #: 9M0101901

Brunswick Marine in EMEA continuously explores means to improve the products it designs, manufactures and distributes. Every effort is made to produce sales and service literature which is current. Changes to specifications of engines, boats and accessories are ongoing.

This brochure should not be regarded as a precise guide to the latest specifications. This brochure is also not an offer for sales of any particular engine, boat or accessory. Distributors and dealers are not agents of Brunswick Marine in EMEA or one of its affiliates and they have no authority to bind Brunswick Marine in EMEA by any express undertaking or representation, including but not limited to representations of product, sales, applications or service nature.

Not all products are available in all countries and some are available only in limited quantities. Some products shown in this catalogue are equipped with optional accessories. Please see your local dealer.